



EVOLUTION MINI SOFT-CLOSE

V-5420




120 Kg




70 Kg

V-5400




120 Kg




80 Kg

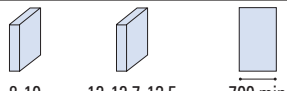
V-5410



120 Kg



120 Kg

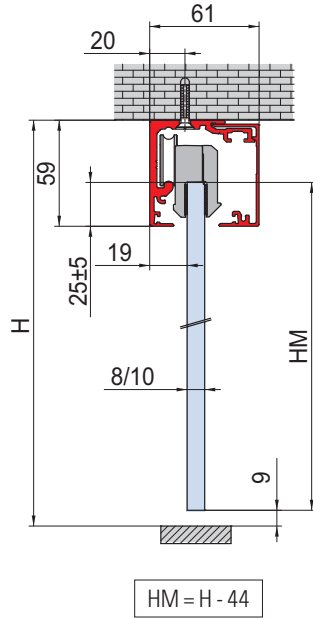
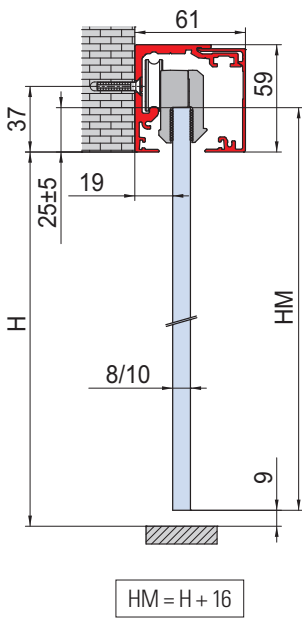



8-10 12-12,7-13,5
con/with/mit V-5107 700 min
1000 max



SIMPLE



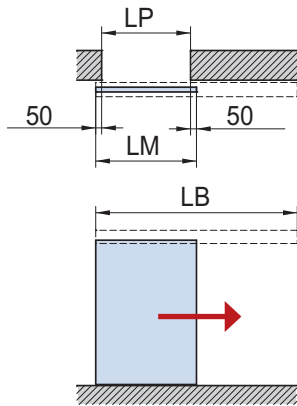
COMPONENTI / COMPONENTS / EINZELTEILE ▶ 28


SIMPLE

V-5420 / V-5400 / V-5410 SET 1

- Set per 1 ante scorrevole, fissaggio a parete/soffitto
- Sliding door set, wall/ceiling installation
- Schiebetürset 1-flügelig, Wand-Deckenmontage

€▶ A.20 €▶ A.24 €▶ A.28



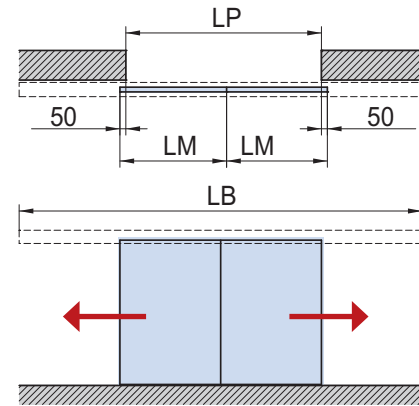
$$LB = LP \times 2 + 150$$

$$LM = LP + 100$$

V-5420 / V-5400 / V-5410 SET 2

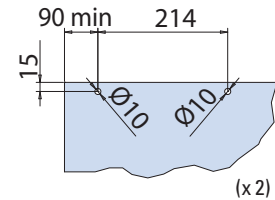
- Set per 2 ante scorrevoli, fissaggio a parete/soffitto
- Sliding doors set, wall/ceiling installation
- Schiebetürset 2-flügelig, Wand-Deckenmontage

€▶ A.21 €▶ A.25 €▶ A.29

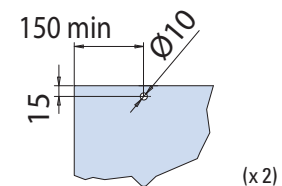


$$LB = LP \times 2 + 100$$

$$LM = (LP + 100) / 2$$

**LAVORAZIONE VETRO
GLASS PREPARATION
GLASBEARBEITUNG**


- Fori optional per V-5102
- Holes optional for V-5102
- Bohrungen Optional für V-5102



- Fori optional per V-5152
- Holes optional for V-5152
- Bohrungen Optional für V-5152

xla340c

Cod.	Fin. / Fin. / Oberf.	V-5420 / V-5400 V-5410 SET 1 FIX	V-5420 / V-5400 V-5410 SET 1-MIS	V-5420 / V-5400 V-5410 SET 2 FIX	V-5420 / V-5400 V-5410 SET 2-MIS
V-5400 L=2000 L=3000 L=4000 L=6000	AN / IXE / NO	1	-	1	-
V-5400-MIS L=1500 → 6000	AN / IXE / NO	-	1	-	1
V-5102	-	1	1	2	2
V-5406-70 C (V-5420)-70 Kg V-5406-80 (V-5400)-80 Kg V-5406-120 (V-5410)-120 Kg	-	1	1	2	2
V-5401	AN / IXE / NO	1	1	1	1
V-012	AN / NS / NO	1	1	2	2