

PA-560 CENTRAL FOLDING do-it-yourself

SCORREVOLI A SOFFIETTO / SLIDING CENTRE FOLDING / FALT-SCHIEBEWANDSYSTEME

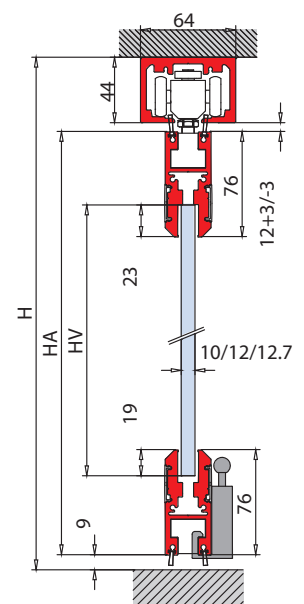
MY METALGLAS

€ ▶ C.262

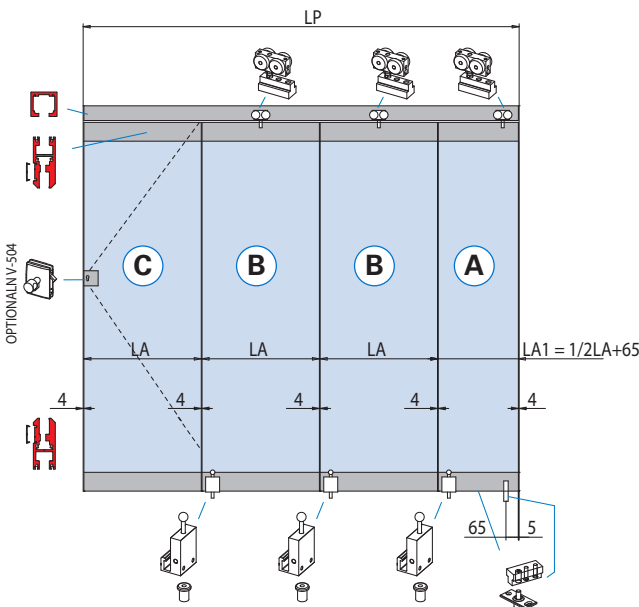
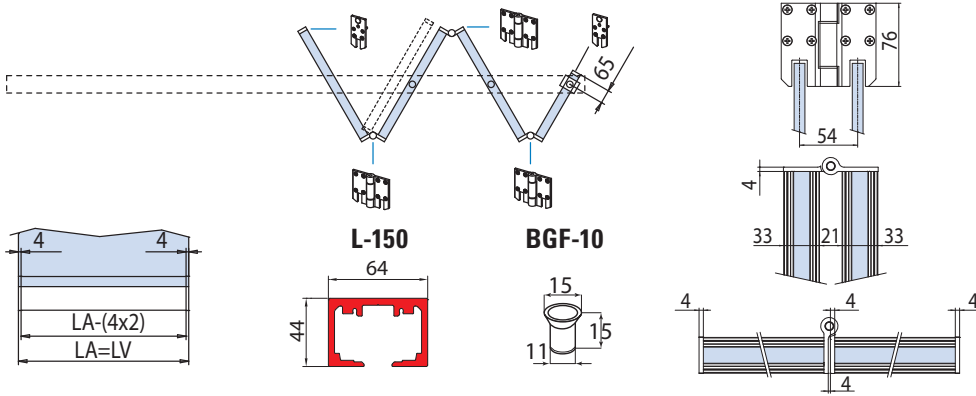
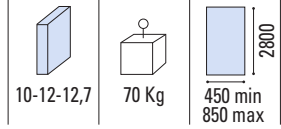
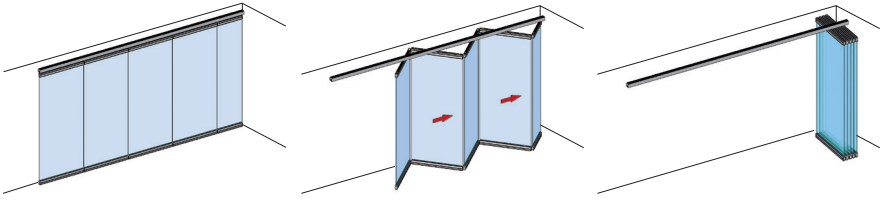


- Sistema a soffietto con profili fermavetro continui a misura standard (mm 1000) da tagliare secondo necessità a cura del cliente, completi di catenaccioli ferma-anta a posizionamento esterno regolabile, binario h=44 mm x L=64 mm e carrello con 4 ruote. Vantaggi di una consegna più veloce e di un unico prodotto a magazzino per tutte le misure fino a 1000 mm.
- Folding door system with central fold, with continuous glass fixing profiles of a standard size (mm 1000) to be cut on the basis of client's requirements, comes equipped with an adjustable door holding latch positioned externally, including rail h=44 mm x L=64 mm and carriage with 4 wheels. The advantage of this product is quick delivery and a unique product available in the warehouse for all sizes up to 1000 mm.
- Faltschiebewandssystem mit zentraler Faltung mit durchgehenden Glasleistenprofilen in Standardgröße (1000 mm) ablängbar, komplett mit äußeren einstellbaren Riegeln zur Flügelfeststellung, Laufschiene h=44 mm x L=64 mm und Laufwagen mit 4 Rädern. Vorteile einer raschen Lieferung und eines einzigen lagermäßigen Produktes mit Abmessungen bis 1000 mm.

SCORREVOLI A SOFFIETTO
SLIDING CENTRE SYSTEMS



$HV = H - 176$



- Calcolo vetro
- Calculation glass
- Glasberechnung

$$At = 4 \times (N + 1)$$

$$X = Lp - At$$

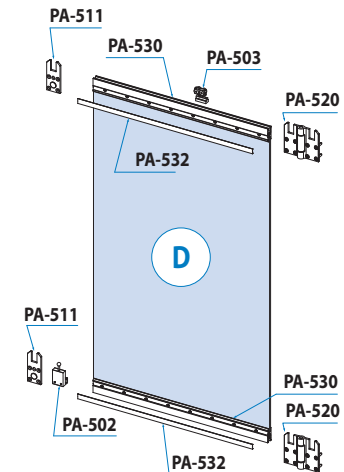
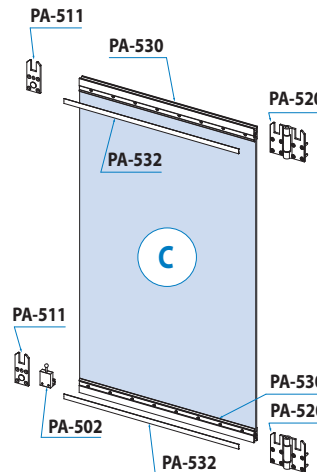
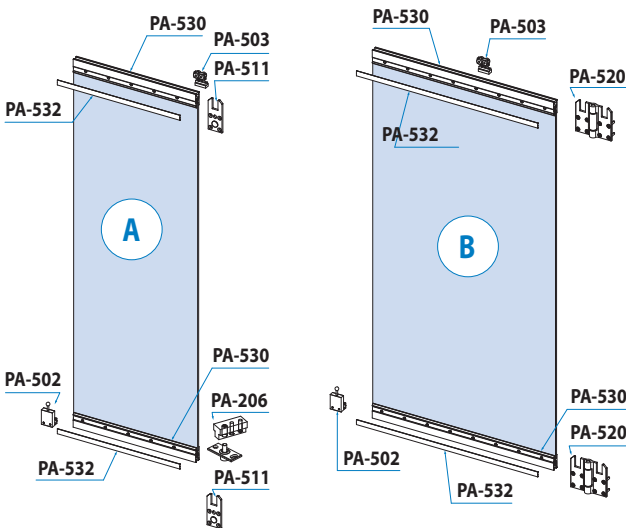
$$X = (N - 0,5) \times LA + 65$$

$$LA = LV = (X - 65) / (N - 0,5)$$

$$LA1 = LV1 = \frac{1}{2}LA + 65$$

	PA-560 SET 2 (A)(B)(C)
	PA-560 SET 3 (A)(B)(B)(C)
	PA-560 SET 4 (A)(B)(B)(B)(C)
	PA-560 SET 5 (A)(B)(B)(B)(B)(C)

- (A)**
- Prima anta a libro
 - First folding panel
 - Erster Faltelement
- (B)**
- Anta intermedia a libro
 - Middle folding panel
 - Mittiges Faltelement
- (C)**
- Ultima anta a libro
 - Last folding panel
 - Letzter Flügel



- (C)**
- Ultima anta a porta battente
 - Last folding swing door
 - Letzter Flügel als Dreh-Falt-Flügel

- (D)**
- Ultima anta a libro
 - Last folding panel
 - Letzter Flügel als Falt-Flügel

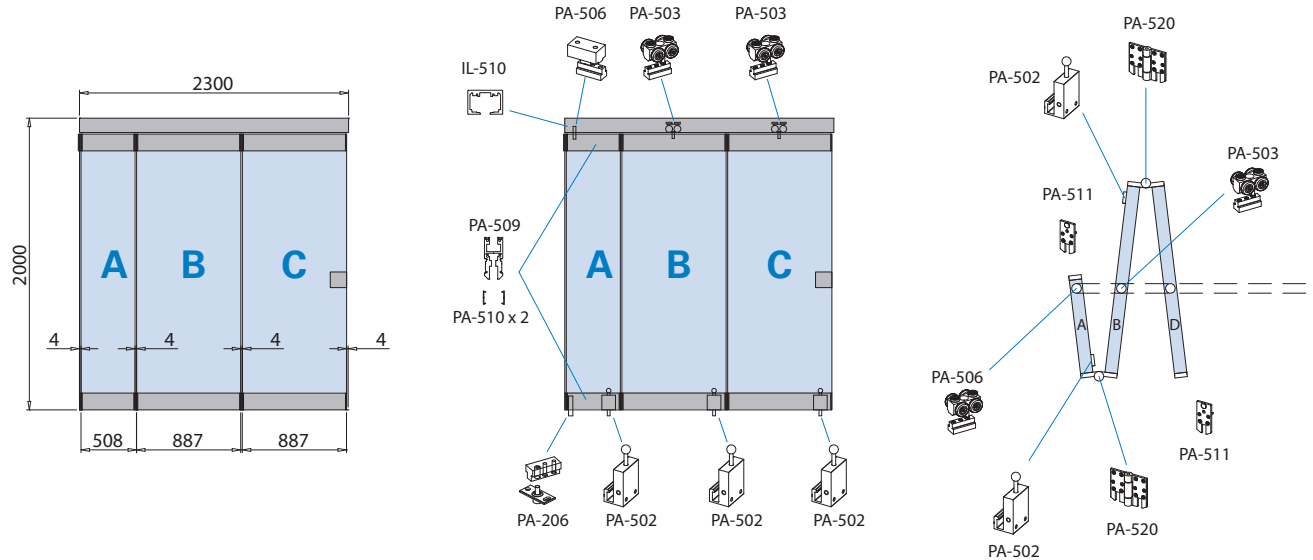
xla342f-new / xla342f-1 / xla342h

AN	At	N	LP	LA = LV	H	HV	HA
Alluminio anodizzato	Arie totali	Numero ante	Passaggio luce	Larghezza ante = Larghezza vetro	Altezza passaggio luce	Altezza vetro	Altezza anta
Aluminium anodized	Total clearances	Numbers panels	Clear opening width	Panel width = Glass width	Clear opening height	Glass height	Door height
Aluminium Silberfarbig	Summe alle Abstände Glas/Wand	Anzahl der Elemente	Lichte Durchgangsbreite	Flügelbreite = Glasbreite	Lichte durchgangshöhe	Glashöhe	Tür Höhe

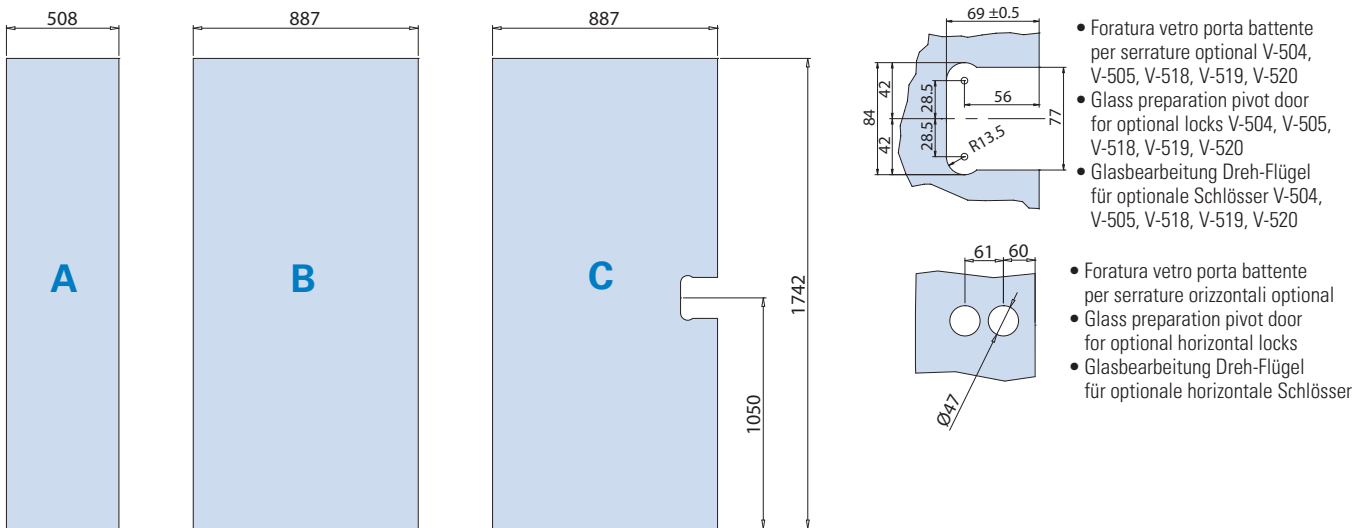
PA-560 CENTRAL FOLDING do-it-yourself

COME USARE **MY METALGLAS** / HOW TO USE **MY METALGLAS** / WIE MAN BENUTZT **MY METALGLAS**

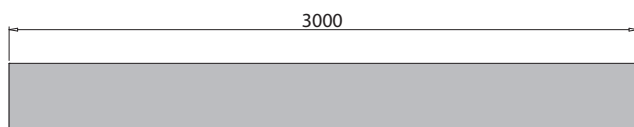
1 INSERIRE LE MISURE DEL TUO VANO E LE ANTE DESIDERATE
ENTER THE MEASUREMENTS OF YOUR OPENING AND THE DOORS YOU REQUIRE
GEBEN SIE DIE MASSE IHRER ÖFFNUNG EIN UND DIE ERFORDERLICHEN TÜREN



2 SI OTTENGONO LE MISURE DEI VETRI AUTOMATICAMENTE
THE MEASUREMENTS OF THE GLASS WILL BE GENERATED AUTOMATICALLY
DIE ABMESSUNGEN DES GLASES WERDEN AUTOMATISCH BERECHNET



3 SI OTTENGONO LE DISTINTE DI TAGLIO DEI PROFILI, DA ABBINARE AGLI ACCESSORI
THE CUTTING SPECIFICATIONS OF THE PROFILES ARE OBTAINED, FOR MATCHING WITH THE ACCESSORIES
SIE ERHALTEN EINE SPEZIFIKATION DER PROFILLÄNGEN ZUM ABGLEICHEN MIT DEM ZUBEHÖR



	PA-560 SET 2 (A)(B)(C)
	PA-560 SET 3 (A)(B)(B)(C)
	PA-560 SET 4 (A)(B)(B)(B)(C)
	PA-560 SET 5 (A)(B)(B)(B)(B)(C)

SCORREVOLI A SOFFIETTO
SLIDING CENTRE SYSTEMS

PA-560 CENTRAL FOLDING do-it-yourself

COME ASSEMBLARE LE ANTE / HOW TO ASSEMBLE THE DOORS / WIE DIE TÜREN ZUSAMMENSETZT WERDEN

TAGLIO PROFILI
PROFIL PREPARATION / PROFILBEARBEITUNG



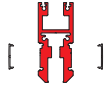
KIT ACCESSORI
ACCESSORY SETS / ZUBEHÖR SETS



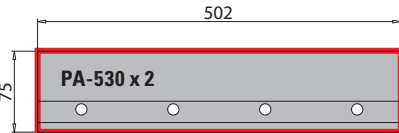
ANTA COMPLETA
COMPLETE DOOR / KOMPLETTE TÜR

ANTA A / DOOR A / TÜRA

PA-530 (2 x)
PA-532 (4 x)



SUPERIORE / TOP / OBEN

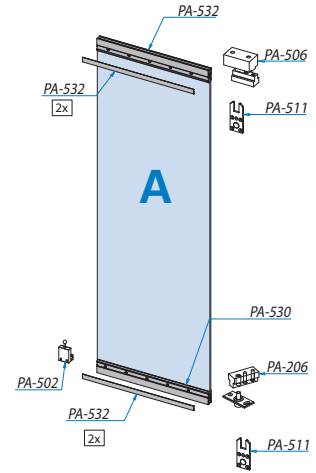
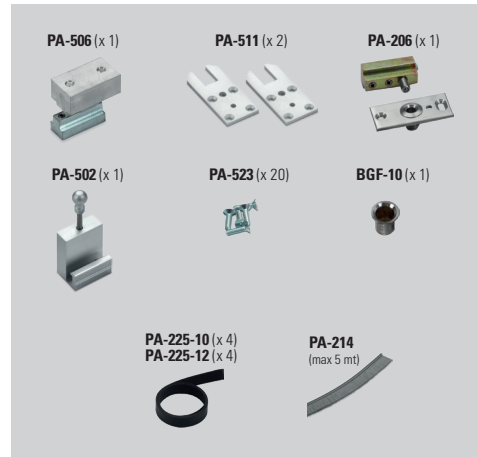


INFERIORE / BOTTOM / UNTEN



PA-532 x 4

PA-560 ANTA A-10 (for glass 10 mm)
PA-560 ANTA A-12 (for glass 12 - 12,7 mm)
PRIMA ANTA A LIBRO A
FIRST FOLDING PANEL A
ERSTER FALTELEMENT A

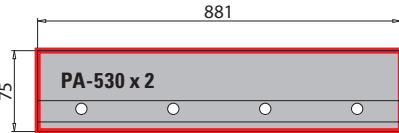


ANTA B / DOOR B / TÜRB

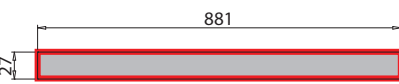
PA-530 (2 x)
PA-532 (4 x)



SUPERIORE / TOP / OBEN

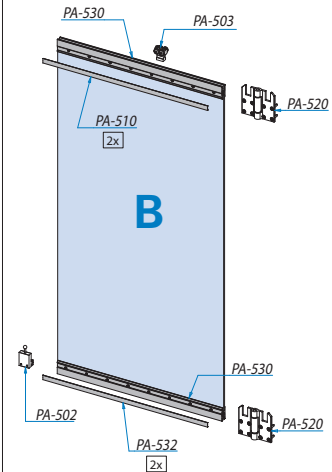
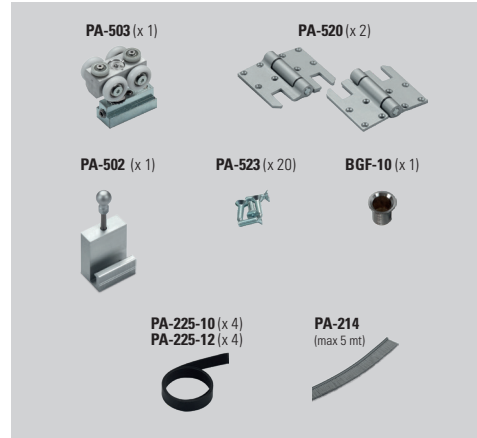


INFERIORE / BOTTOM / UNTEN



PA-532 x 4

PA-560 ANTA B-10 (for glass 10 mm)
PA-560 ANTA B-12 (for glass 12 - 12,7 mm)
ANTA INTERMEDIA A LIBRO B
MIDDLE FOLDING PANEL B
MITTIGES FALTELEMENT B

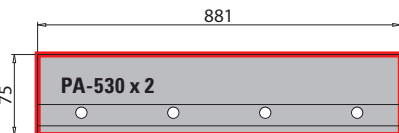


ANTA C / DOOR C / TÜRC

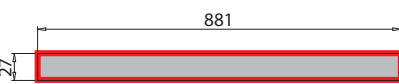
PA-530 (2 x)
PA-532 (4 x)



SUPERIORE / TOP / OBEN

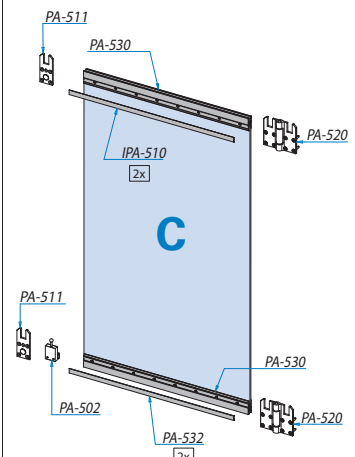



INFERIORE / BOTTOM / UNTEN



PA-532 x 4

PA-560 ANTA C-10 (for glass 10 mm)
PA-560 ANTA C-12 (for glass 12 - 12,7 mm)
ULTIMA ANTA A LIBRO C
LAST FOLDING PANEL C
LETZTER FLÜGEL C



SCORREVOLI A SOFFIETTO
SLIDING CENTRE SYSTEMS