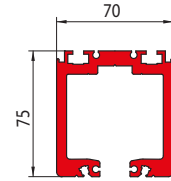
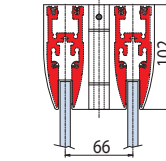
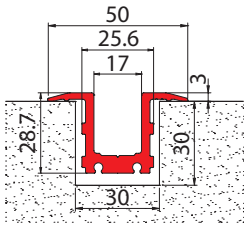


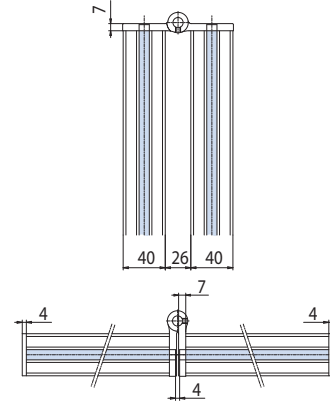
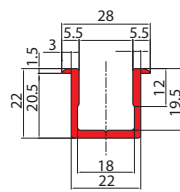
PA-100



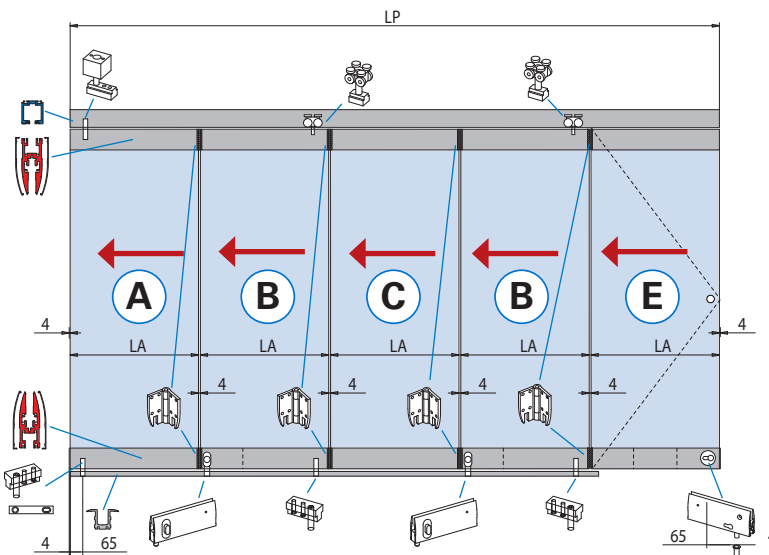
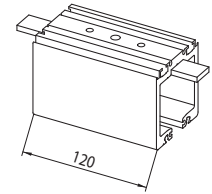
L-113 standard



L-110 optional



PA-113



- Calcolo vetro
- Calculation glass
- Glasberechnung

At = 4 x (N + 1)
 X = LP - At
 X = N x LA
 LA = LV = X / N

	PA-250 SET 2	(A)(D)
	PA-250 SET 3	(A)(B)(E)
	PA-250 SET 4	(A)(B)(C)(D)
	PA-250 SET 5	(A)(B)(C)(B)(E)
	PA-250 SET 6	(A)(B)(C)(B)(C)(D)
	PA-250 SET 7	(A)(B)(C)(B)(C)(B)(E)

- (A)**
- Prima anta a libro
 - First folding panel
 - Erster Faltelement

- (B)(C)**
- Anta intermedia a libro
 - Middle folding panel
 - Mittiges Faltelement

- (D)**
- Ultima anta porta battente con numero ante pari
 - Last hinged door with even no. panels
 - Letzter Dreh-Flügel bei gerader Flügelanzahl

- (E)**
- Ultima anta con N° ante dispari
 - Last panel with odd no. panels
 - Letzter Flügel bei ungerader Flügelanzahl



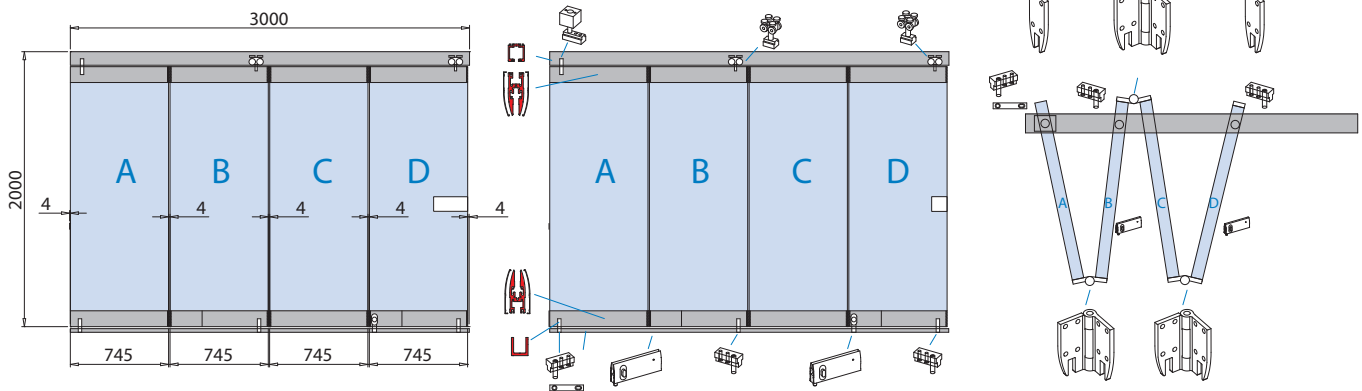
xla173 new / xla173 / xla170 / xme295

AN Alluminio anodizzato Aluminium anodized Aluminium Silberfarbig	At Arie totali Total clearances Summe alle Abstände Glas/Wand	N Numero ante Numbers panels Anzahl der Elemente	LP Passaggio luce Clear opening width Lichte Durchgangsbreite	LA = LV Larghezza ante = Larghezza vetro Panel width = Glass width Flügelbreite = Glasbreite	H Altezza passaggio luce Clear opening height Lichte durchgangshöhe	HV Altezza vetro Glass height Glashöhe	HA Altezza anta Door height Tür Höhe
---	---	--	---	--	---	--	--

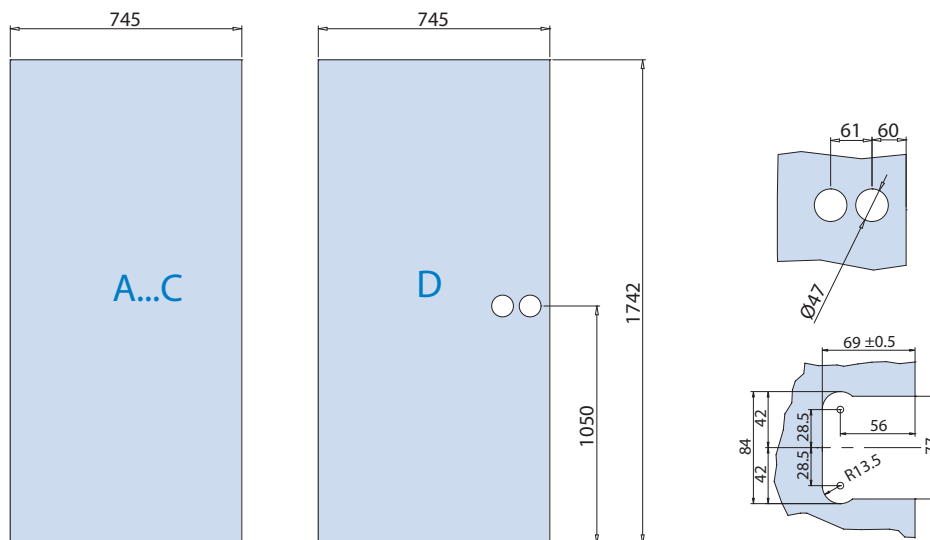
PA-250 LIBRO FOLDING

COME USARE MY METALGLAS / HOW TO USE MY METALGLAS / WIE MAN BENUTZT MY METALGLAS

1 INSERIRE LE MISURE DEL TUO VANO E LE ANTE DESIDERATE
ENTER THE MEASUREMENTS OF YOUR OPENING AND THE DOORS YOU REQUIRE
GEBEN SIE DIE MASSE IHRER ÖFFNUNG EIN UND DIE ERFORDERLICHEN TÜREN

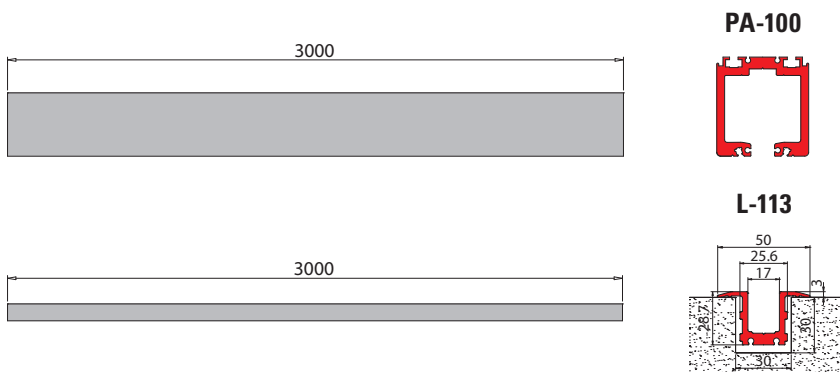


2 SI OTTENGONO LE MISURE DEI VETRI AUTOMATICAMENTE
THE MEASUREMENTS OF THE GLASS WILL BE GENERATED AUTOMATICALLY
DIE ABMESSUNGEN DES GLASES WERDEN AUTOMATISCH BERECHNET



- Foratura vetro porta battente per serrature optional
- Glass preparation pivot door for optional locks
- Glasbearbeitung Dreh-Flügel für optionale Schlösser
- Foratura vetro porta battente per serrature optional V-504, V-505, V-518, V-519, V-520
- Glass preparation pivot door for optional locks V-504, V-505, V-518, V-519, V-520
- Glasbearbeitung Dreh-Flügel für optionale Schlösser V-504, V-505, V-518, V-519, V-520

3 SI OTTENGONO LE DISTINTE DI TAGLIO DEI PROFILI, DA ABBINARE AGLI ACCESSORI
THE CUTTING SPECIFICATIONS OF THE PROFILES ARE OBTAINED, FOR MATCHING WITH THE ACCESSORIES
SIE ERHALTEN EINE SPEZIFIKATION DER PROFILLÄNGEN ZUM ABGLEICHEN MIT DEM ZUBEHÖR



PA-250 LIBRO FOLDING

COME ASSEMBLARE LE ANTE / HOW TO ASSEMBLE THE DOORS / WIE DIE TÜREN ZUSAMMENSETZT WERDEN

	TAGLIO PROFILI PROFIL PREPARATION / PROFILBEARBEITUNG	+	KIT ACCESSORI ACCESSORY SETS / ZUBEHÖR SETS	=	ANTA COMPLETA COMPLETE DOOR / KOMPLETTE TÜR
ANTA A / DOOR A / TÜR A	<p>PA-209 (x 2)</p> <p>PA-210 (x 4)</p> <p>SUPERIORE / TOP / OBEN</p> <p>INFERIORE / BOTTOM / UNTEN</p>		<p>PA-250 ANTA A-10 (for glass 10 mm) PA-250 ANTA A-12 (for glass 12 - 12,7 mm) PRIMA ANTA A LIBRO A FIRST FOLDING PANEL A ERSTER FALTELEMENT A</p>		

ANTA B / DOOR B / TÜR B	<p>PA-209 (x 2)</p> <p>PA-210 (x 4)</p> <p>SUPERIORE / TOP / OBEN</p> <p>INFERIORE / BOTTOM / UNTEN</p> <p>PA-225 + PA-203 - POM</p> <p>PA-209</p> <p>• Lavorazione veletta PA-209 con PA-225 + PA-203-POM • Cover profile preparation PA-209 with PA-225 + PA-203-POM • Vorbereitung der Abdeckung PA-209 mit PA-225 + PA-203-POM</p>		<p>PA-250 ANTA B-10 (for glass 10 mm) PA-250 ANTA B-12 (for glass 12 - 12,7 mm) ANTA INTERMEDIA A LIBRO B MIDDLE FOLDING PANEL B MITTIGES FALTELEMENT B</p>		

ANTA C / DOOR C / TÜR C	<p>PA-209 (x 2)</p> <p>PA-210 (x 4)</p> <p>SUPERIORE / TOP / OBEN</p> <p>INFERIORE / BOTTOM / UNTEN</p>		<p>PA-250 ANTA C-10 (for glass 10 mm) PA-250 ANTA C-12 (for glass 12 - 12,7 mm) ANTA INTERMEDIA A LIBRO 2 C MIDDLE FOLDING PANEL 2 C MITTIGES FALTELEMENT 2 C</p>		

 SCORREVOLI A LIBRO
SLIDING SYSTEMS

PA-250 LIBRO FOLDING

COME ASSEMBLARE LE ANTE / HOW TO ASSEMBLE THE DOORS / WIE DIE TÜREN ZUSAMMENSETZT WERDEN

TAGLIO PROFILI
PROFIL PREPARATION / PROFILBEARBEITUNG



KIT ACCESSORI
ACCESSORY SETS / ZUBEHÖR SETS



ANTA COMPLETA
COMPLETE DOOR / KOMPLETTE TÜR

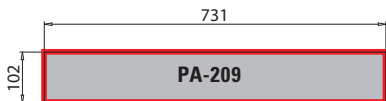
ANTA D / DOOR D / TÜR D

PA-209 (2 x)

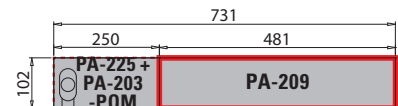


PA-210 (4 x)

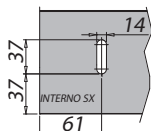
SUPERIORE / TOP / OBEN



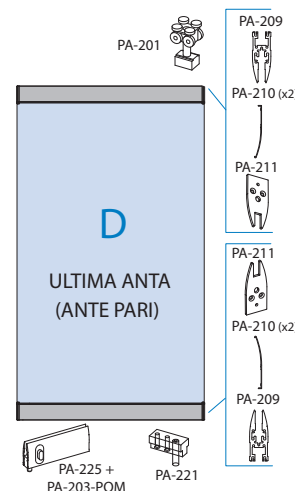
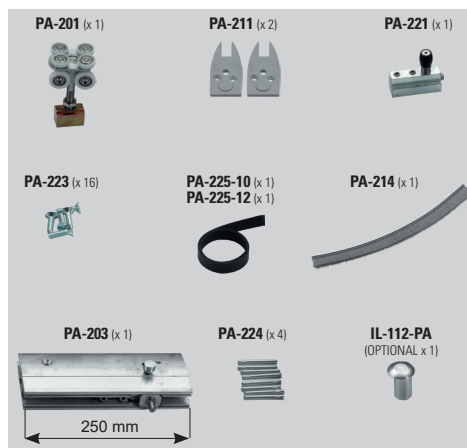
INFERIORE / BOTTOM / UNTEN



- Lavorazione veletta con PA-210 con PA-225 + PA-203-POM
- Cover profile preparation with PA-210 with PA-225 + PA-203-POM
- Vorbereitung der Abdeckung mit PA-210 mit PA-225 + PA-203-POM

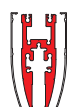


PA-250 ANTA D-10 (for glass 10 mm)
PA-250 ANTA D-12 (for glass 12 - 12,7 mm)
ULTIMA ANTA D (ante pari)
LAST PANEL D (even panels)
ENDSCHIEBEFLÜGEL D (gerade Zahl von Flügeln)




ANTA E / DOORE / TÜRE

PA-209 (x 2)



PA-210 (x 4)

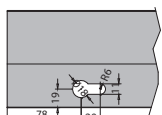
SUPERIORE / TOP / OBEN



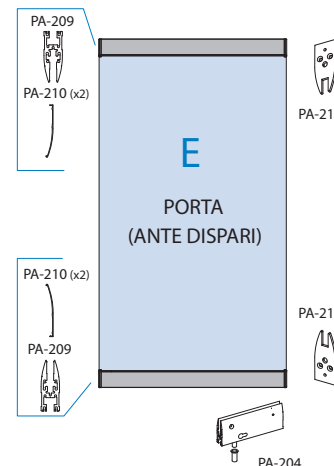
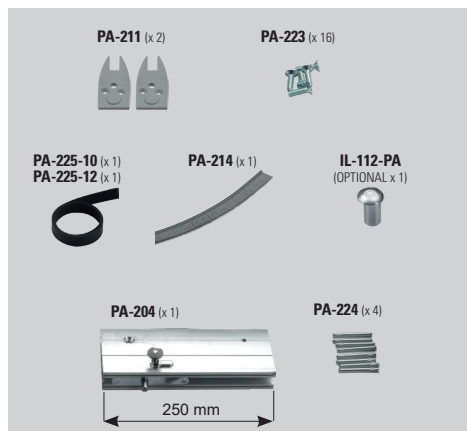
INFERIORE / BOTTOM / UNTEN



- Lavorazione veletta con PA-204
- Cover profile preparation with PA-204
- Vorbereitung der Abdeckung mit PA-204



PA-250 ANTA E-10 (for glass 10 mm)
PA-250 ANTA E-12 (for glass 12 - 12,7 mm)
PORTA LATERALE E (ante dispari)
LATERAL PIVOT DOOR E (odd panels)
DREHSCHIEBEFLÜGEL E (ungerade Zahl von Flügeln)



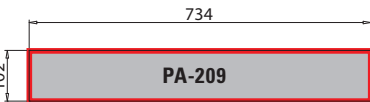
ANTA F / DOOR F / TÜR F

PA-209 (x 2)

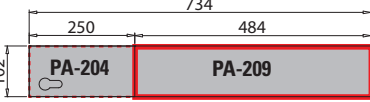


PA-210 (x 4)

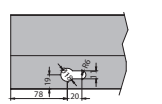
SUPERIORE / TOP / OBEN



INFERIORE / BOTTOM / UNTEN



- Lavorazione veletta con PA-204
- Cover profile preparation with PA-204
- Vorbereitung der Abdeckung mit PA-204



PA-250 ANTA F-10 (for glass 10 mm)
PA-250 ANTA F-12 (for glass 12 - 12,7 mm)
PORTA LATERALE FISSA F
FIXED LATERAL PIVOT DOOR F
FEST DREHSCHIEBEFLÜGEL F

