

# BALCONGLAS FALCE-70

**MY METALGLAS**

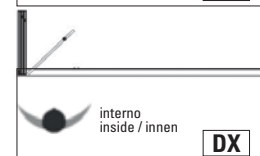
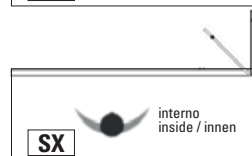
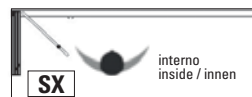
€▶C.316

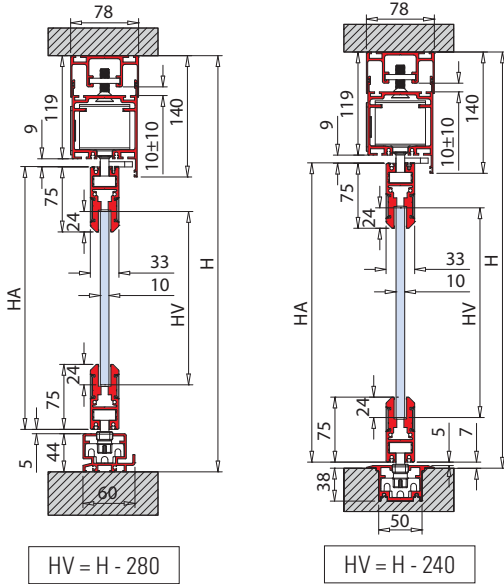
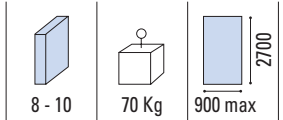
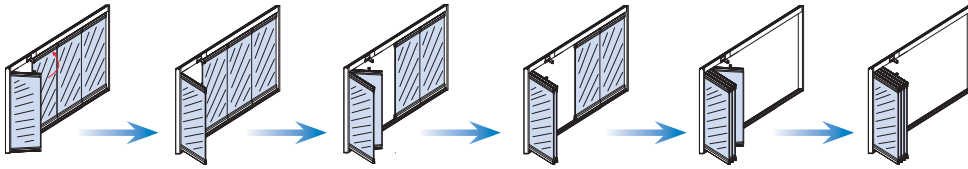
SISTEMA CON CANALINA / SYSTEMS WITH BOTTOM GUIDE / SYSTEM MIT BODENFÜHRUNG

- Sistema a pannelli mobili in vetro, impacchettabili senza la baia di parcheggio, con guida a terra, con profili anta senza fori nel vetro.
- Slide and turn system, with floor channel and without parking bay, panels without holes in the glass.
- Schiebe-Dreh-System mit beweglichen Glasmodulen, mit Bodenführung und ohne Parkraum, ohne Glasbohrungen.



- Indicare sempre il verso di apertura e lo spessore vetro
- Please specify always opening direction and glass thickness
- Bitte immer Öffnungsrichtung und Glasdicke angeben

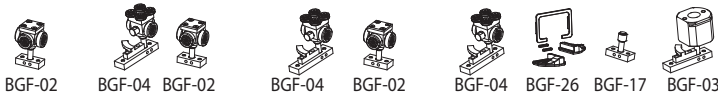




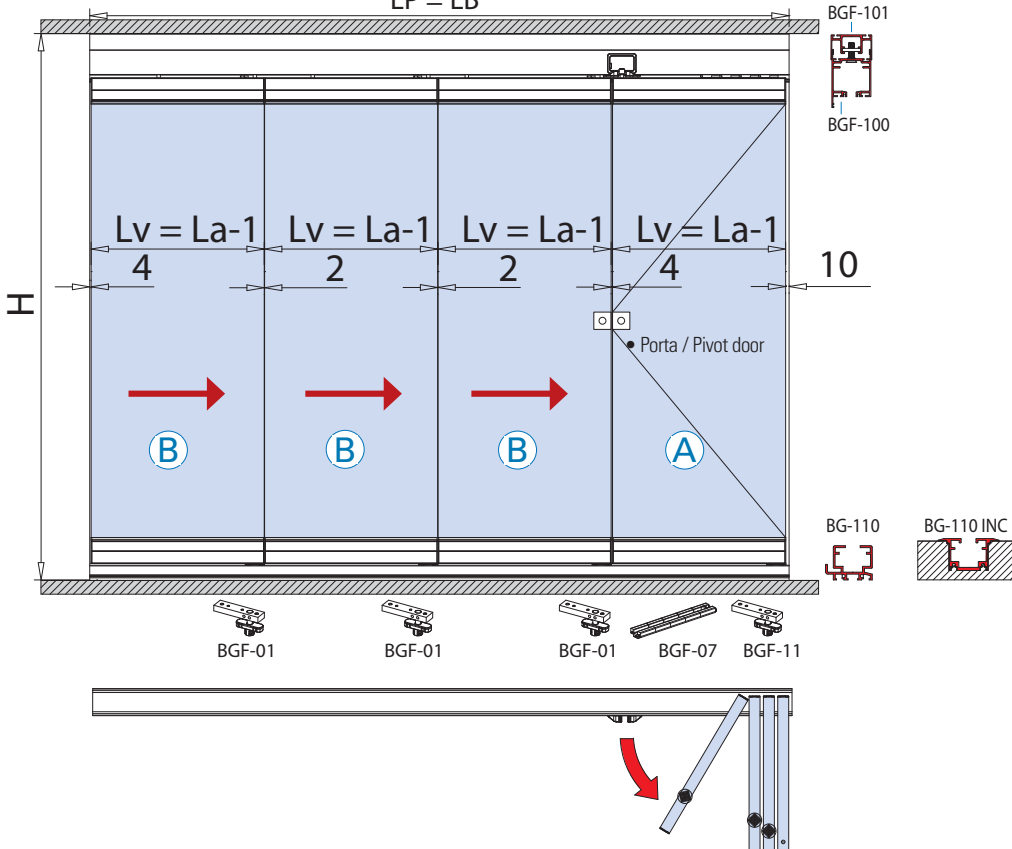
- Canalina incassata
- Recessed floor profile
- Versenkte Bodenschiene

|                                 |                             |
|---------------------------------|-----------------------------|
| BGF-SET 2<br>(LB MAX = 2000 mm) | (A) (B)                     |
| BGF-SET 3<br>(LB MAX = 3000 mm) | (A) (B) (B)                 |
| BGF-SET 4<br>(LB MAX = 4000 mm) | (A) (B) (B) (B)             |
| BGF-SET 5<br>(LB MAX = 5000 mm) | (A) (B) (B) (B) (B)         |
| BGF-SET 6<br>(LB MAX = 6000 mm) | (A) (B) (B) (B) (B) (B)     |
| BGF-SET 7<br>(LB MAX = 6000 mm) | (A) (B) (B) (B) (B) (B) (B) |

- (A)**
- Porta laterale
  - Pivot door
  - Seitentür
- (B)**
- Anta intermedia scorrevole
  - Intermediate folding panel
  - Mittiges Faltelement



LP = LB



| OPTIONAL |                 |    |
|----------|-----------------|----|
|          | V-565           | CP |
|          | V-569-2FLG      | CP |
|          | C-010           | CR |
|          | WRU-M 80/50 MT5 |    |

- Altre serrature disponibili vedi cap. E
- Other available locks see section E
- Andere Schlösser siehe im Kapitel E

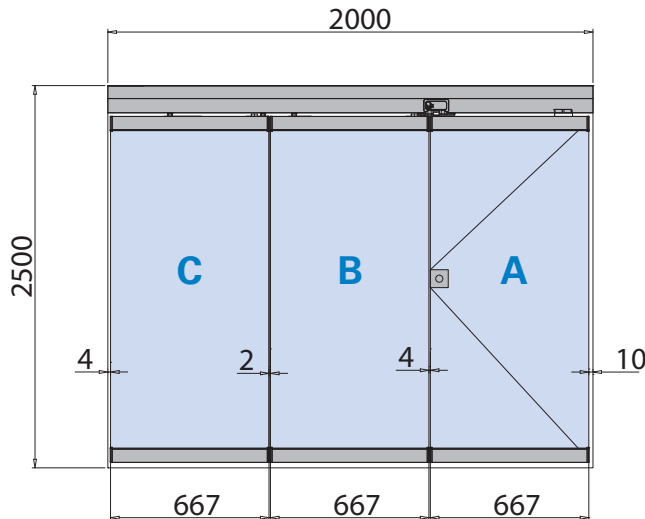
xme355

|   |   |  |   |  |   |  |  |
|---|---|--|---|--|---|--|--|
| <b>AN</b><br>Alluminio anodizzato<br>Aluminium anodized<br>Aluminium Silberfarbig | <b>At</b><br>Arie totali<br>Total clearances<br>Summe alle Abstände Glas/Wand | <b>N</b><br>Numero ante<br>Numbers panels<br>Anzahl der Elemente | <b>LP</b><br>Passaggio luce<br>Clear opening width<br>Lichte Durchgangsbreite | <b>LA = LV</b><br>Larghezza ante = Larghezza vetro<br>Panel width = Glass width<br>Flügelbreite = Glasbreite | <b>H</b><br>Altezza passaggio luce<br>Clear opening height<br>Lichte durchgangshöhe | <b>HV</b><br>Altezza vetro<br>Glass height<br>Glashöhe | <b>HA</b><br>Altezza anta<br>Door height<br>Tür Höhe |
|---|---|--|---|--|---|--|--|

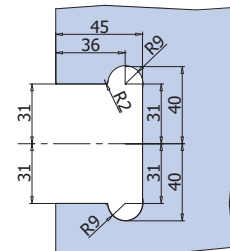
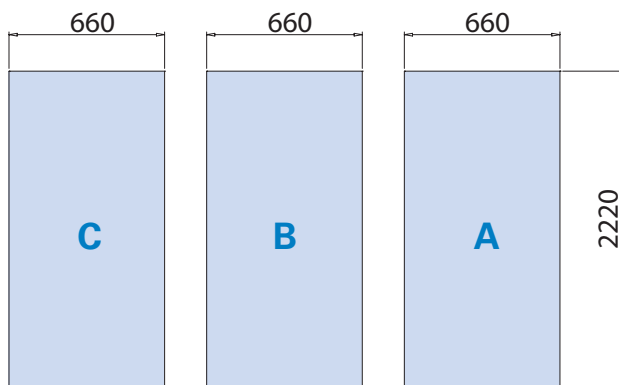
# BALCONGLAS FALCE-70

**COME USARE MY METALGLAS / HOW TO USE MY METALGLAS / WIE MAN BENUTZT MY METALGLAS**

**1** INSERIRE LE MISURE DEL TUO VANO E LE ANTE DESIDERATE  
ENTER THE MEASUREMENTS OF YOUR OPENING AND THE DOORS YOU REQUIRE  
GEBEN SIE DIE MASSE IHRER ÖFFNUNG EIN UND DIE ERFORDERLICHEN TÜREN

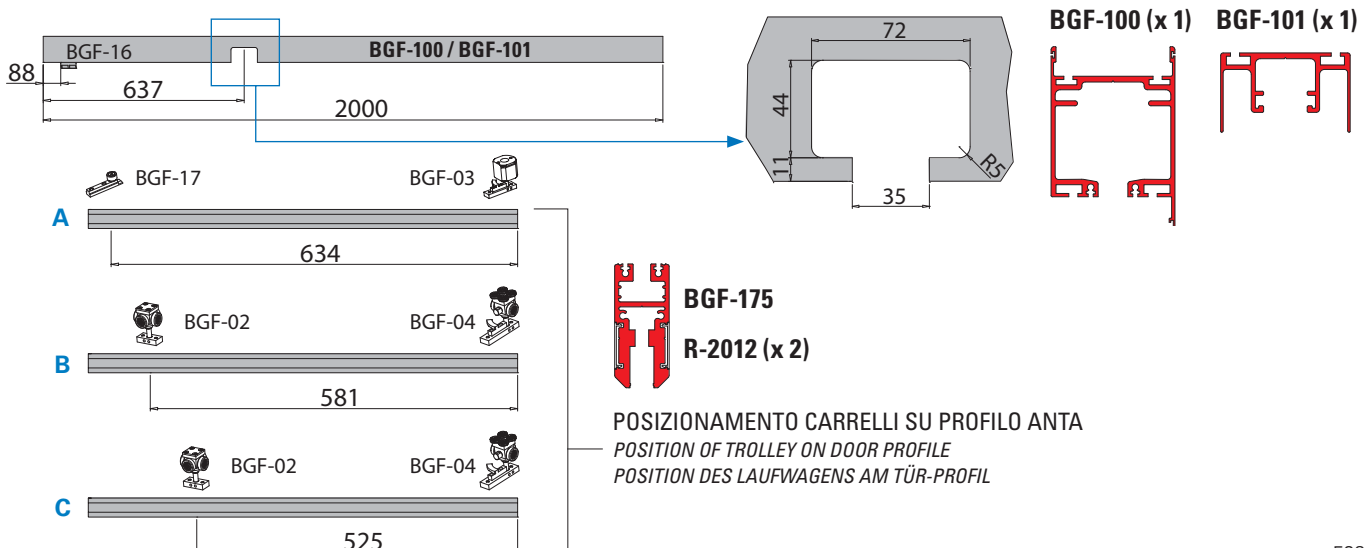


**2** SI OTTENGONO LE MISURE DEI VETRI AUTOMATICAMENTE  
THE MEASUREMENTS OF THE GLASS WILL BE GENERATED AUTOMATICALLY  
DIE ABMESSUNGEN DES GLASES WERDEN AUTOMATISCH BERECHNET



- Foratura vetro porta battente per serrature optional V-565, V-585, V-575  
Altre serrature disponibili catalogo Indoor sez. "E"
- Glass preparation pivot door for optional locks V-565, V-585, V-575. For other available locks see catalogue Indoor "E"
- Glasbearbeitung Dreh-Flügel für optionale Schlösser V-565, V-585, V-575. Für andere verfügbare Modelle siehe Katalog Indoor "E"

**3** SI OTTENGONO LE DISTINTE DI TAGLIO DEI PROFILI, DA ABBINARE AGLI ACCESSORI  
THE CUTTING SPECIFICATIONS OF THE PROFILES ARE OBTAINED, FOR MATCHING WITH THE ACCESSORIES  
SIE ERHALTEN EINE SPEZIFIKATION DER PROFILLÄNGEN ZUM ABGLEICHEN MIT DEM ZUBEHÖR



# BALCONGLAS FALCE-70

## COME ASSEMBLARE LE ANTE / HOW TO ASSEMBLE THE DOORS / WIE DIE TÜREN ZUSAMMENSETZT WERDEN

|  |  |  |
|--|--|--|
| TAGLIO PROFILI<br>PROFIL PREPARATION / PROFILBEARBEITUNG | KIT ACCESSORI<br>ACCESSORY SETS / ZUBEHÖR SETS | ANTA COMPLETA<br>COMPLETE DOOR / KOMPLETTE TÜR |
|--|--|--|

**ANT A / DOOR A / TÜR A**

**SUPERIORE + INFERIORE / TOP + BOTTOM / UNTEN + OBEN**

BGF-175 (x 2) + R-2012 (x 4)

**BGF-ANT-A-DX-8 / BGF-ANT-A-DX-8 (for glass 8 mm)**  
**BGF-ANT-A-DX-10 / BGF-ANT-A-DX-10 (for glass 10 mm)**  
 PORTA LATERALE A / LATERAL PIVOT DOOR A / DREHFLÜGEL A

**ANT B / DOOR B / TÜR B**

**SUPERIORE + INFERIORE / TOP + BOTTOM / UNTEN + OBEN**

BGF-175 (x 2) + R-2012 (x 4)

**BGF-ANT-B-DX-8 / BGF-ANT-B-DX-8 (for glass 8 mm)**  
**BGF-ANT-B-DX-10 / BGF-ANT-B-DX-10 (for glass 10 mm)**  
 ANTA INTERMEDIA B / INTERMEDIATE PANEL B / MITTIGE FLÜGEL B

**ANT C / DOOR C / TÜR C**

**SUPERIORE + INFERIORE / TOP + BOTTOM / UNTEN + OBEN**

BGF-175 (x 2) + R-2012 (x 4)

**BGF-ANT-C-DX-8 / BGF-ANT-C-DX-8 (for glass 8 mm)**  
**BGF-ANT-C-DX-10 / BGF-ANT-C-DX-10 (for glass 10 mm)**  
 ULTIMA ANTA C / LAST PANEL C / ENDFLÜGEL C